




# XL3-1000G | XL3-1000G+4AL-XL3

## WORK SERIES

### XL3-1000G



	1000 kg
	500 kg
	91 kg



### XL3-1000G+4AL-XL3



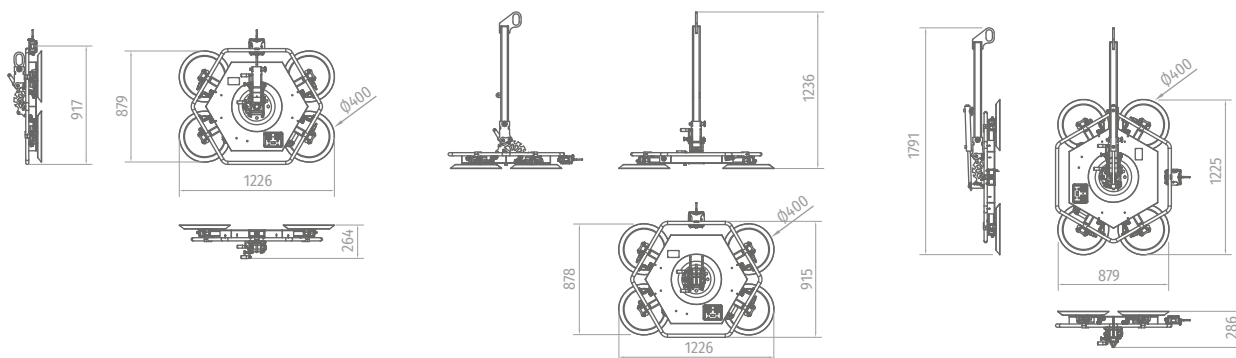
	1000 kg
	1000 kg
	126 kg



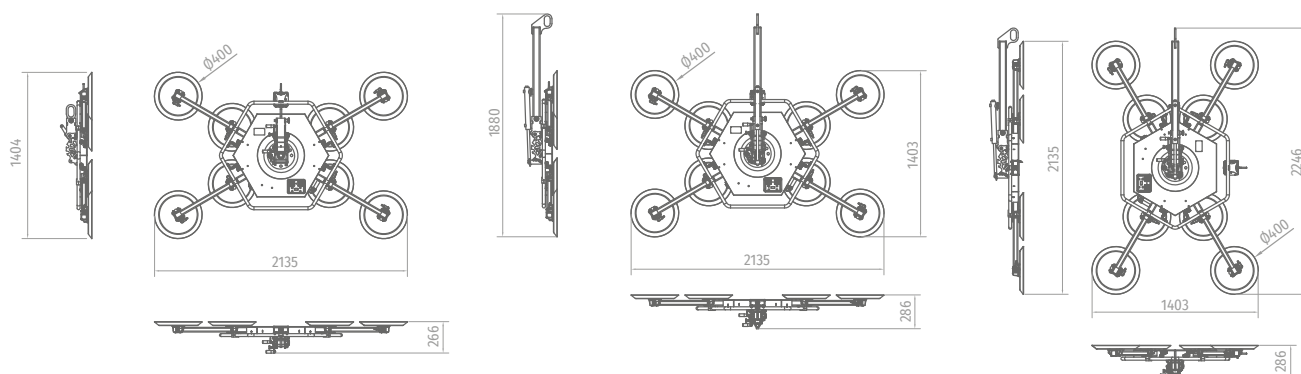
 ENH355	OK
 360°	
 0° - 30° - 60° - 90°	
 30 L/min	

 kW	60 W
	220-240V (50-60 Hz)
	BATTERY 12 V
	OK

## XL3-1000G



## XL3-1000G+4AL-XL3



### INCLUDED

- FIXED HOLDING EXTENSION 2 SIZES
- SUPPORT

### OPTIONAL

- **CM-XL1** METAL BOX
- **PI-XL3** HYDRAULIC TILTING PISTON
- **MI-04A** WIRELESS REMOTE CONTROL
- **RVS-01** CAMERA
- **ALS-C1** AUXILIAR LIGHT
- **4AL-XL3**