




# XL3-1000G

XL3-1000G+4AL-XL3

## WORK SERIES

### XL3-1000G



|   |         |
|---|---------|
|  | 1000 kg |
|  | 500 kg  |
|  | 91 kg   |



### XL3-1000G+4AL-XL3



|   |         |
|---|---------|
|  | 1000 kg |
|  | 1000 kg |
|  | 126 kg  |

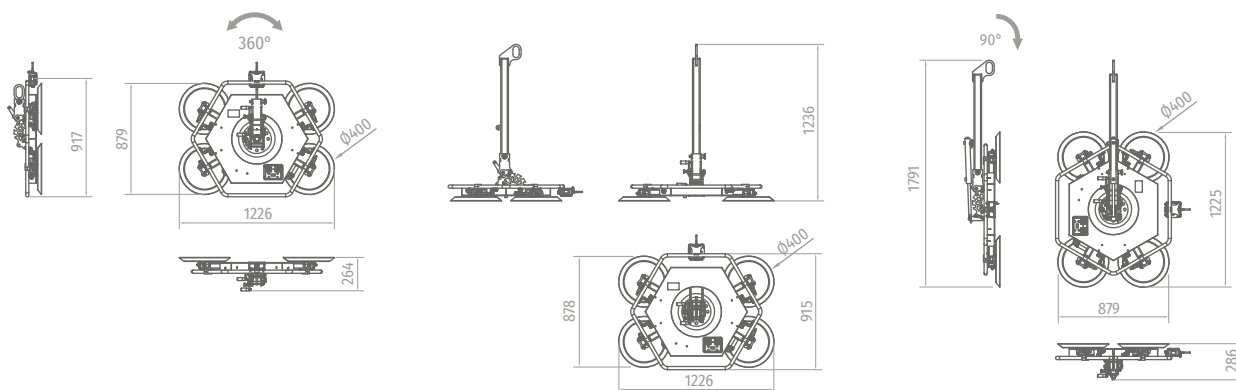


WORK SERIES

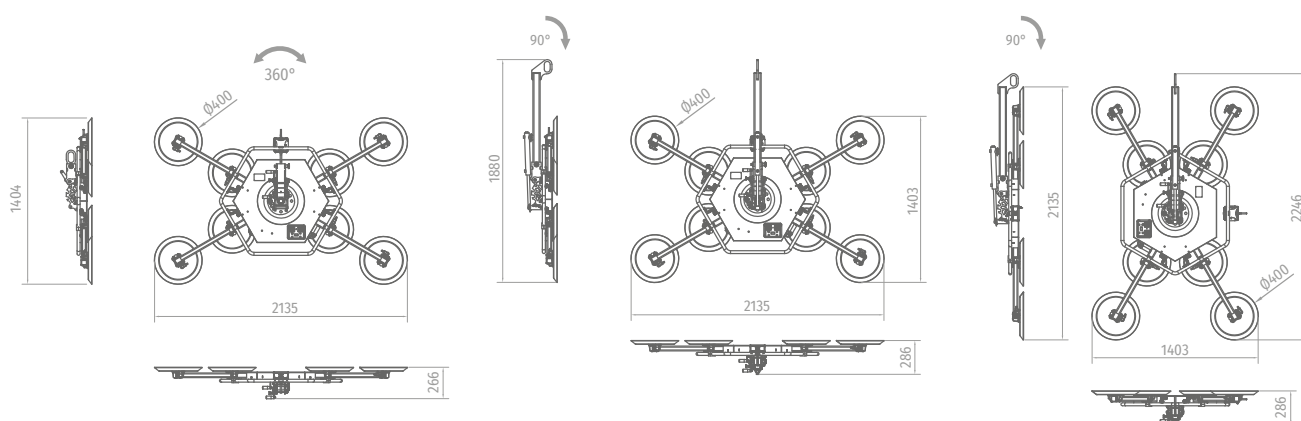
|  |
|--|
|  OK                   |
|  360°                 |
|  0° - 30° - 60° - 90° |
|  30 L/min             |

|   |
|---|
|  60 W                |
|  220-240V (50-60 Hz) |
|  BATTERY 12 V        |
|  OK                  |

## XL3-1000G



## XL3-1000G+4AL-XL3



### INCLUDED

- METAL BOX
- FIXED HOLDING EXTENSION 2 SIZES
- SUPPORT

### OPTIONAL

- **PI-XL3** HYDRAULIC TILTING PISTON
- **MI-04A** WIRELESS REMOTE CONTROL
- **ALS-C1** AUXILIAR LIGHT
- **4AL-XL3**